


**MONTHLY TREASURER'S REPORT**  
 BY BRANDY VICK, COUNTY TREASURER,  
 OCTOBER 2023


	Beginning Balance	Revenues	Disbursements	Transfer In	Transfer Out	Ending Balance	Investments Redeemed	Investments Purchased	Demand Balance	Investment Balance	Total Deposits
Texpool Insurance	\$1,527,161.94	\$6,950.68	\$0.00	\$0.00	\$0.00	\$1,534,112.62	\$0.00	\$0.00	\$0.00	\$1,534,112.62	\$1,534,112.62
TexPool Available	\$434,305.10	\$1,998.36	\$0.00	\$4,931.19	\$0.00	\$441,234.65	\$0.00	\$0.00	\$0.00	\$441,234.65	\$441,234.65
TexPool Operating	\$20,117,068.15	\$88,619.70	\$0.00	\$0.00	\$1,000,000.00	\$19,205,687.85	\$0.00	\$0.00	\$0.00	\$19,205,687.85	\$19,205,687.85
TexPool Permanent	\$1,132,294.90	\$5,131.73	\$0.00	\$0.00	\$4,931.19	\$1,132,495.44	\$0.00	\$0.00	\$0.00	\$1,132,495.44	\$1,132,495.44
FNB Operating	\$1,580,518.05	\$753,435.81	\$1,117,458.74	\$1,029,682.25	\$574,450.32	\$1,671,727.05	\$0.00	\$0.00	\$1,671,727.05	\$0.00	\$1,671,727.05
FNB Payroll	\$6,802.54	\$8.04	\$563,673.22	\$563,673.22	\$0.00	\$6,810.58	\$0.00	\$0.00	\$6,810.58	\$0.00	\$6,810.58
FNB Insurance	\$41,761.63	\$183,471.76	\$20,415.42	\$19,329.91	\$0.00	\$224,147.88	\$0.00	\$0.00	\$224,147.88	\$0.00	\$224,147.88
FNB Available	\$4,582.36	\$1.95	\$17,029.31	\$0.52	\$0.00	-\$12,444.48	\$0.00	\$0.00	-\$12,444.48	\$0.00	-\$12,444.48
FNB Permanent	\$6,141.75	\$0.54	\$0.00	\$0.00	\$0.52	\$6,141.77	\$0.00	\$0.00	\$6,141.77	\$0.00	\$6,141.77
FNB IRC/125	\$23,756.83	\$2.27	\$0.00	\$0.00	\$0.00	\$23,759.10	\$0.00	\$0.00	\$23,759.10	\$0.00	\$23,759.10
FNB Holding	\$567,354.40	\$49.74	\$0.00	\$0.00	\$0.00	\$567,404.14	\$0.00	\$0.00	\$567,404.14	\$0.00	\$567,404.14
FNB Water Grants	\$950.00	\$29,682.25	\$0.00	\$0.00	\$29,682.25	\$950.00	\$0.00	\$0.00	\$950.00	\$0.00	\$950.00
FNB Unclaimed	\$15,159.64	\$1.33	\$0.00	\$0.00	\$0.00	\$15,160.97	\$0.00	\$0.00	\$15,160.97	\$0.00	\$15,160.97
<b>Totals</b>	<b>\$25,457,857.29</b>	<b>\$1,069,354.16</b>	<b>\$1,718,576.69</b>	<b>\$1,617,617.09</b>	<b>\$1,609,064.28</b>	<b>\$24,817,187.57</b>	<b>\$0.00</b>	<b>\$0.00</b>	<b>2,503,657.01</b>	<b>\$22,313,530.56</b>	<b>\$24,817,187.57</b>


TOTAL INDEBTEDNESS

Investment Register on back


Submitted under the provision of the Local Government Code Section 114.026

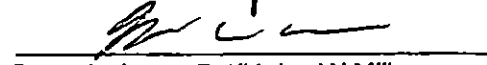
  
 County Judge, Todd Tefteller

  
 Commissioner, Pct#1 Gene Dolle

  
 Commissioner, Pct#2 Dustin Nicholson

  
 Brandy Vick, County Treasurer

  
 Commissioner Pct#3 Michael Ashley

  
 Commissioner, Pct#4 Jay W. Miller

# UPSHUR COUNTY INVESTMENT ACTIVITY

## OCTOBER 2023

<u>ACCOUNT</u>	<u>AMOUNT</u>	<u>TRANSFERRED OUT</u>	<u>TRANSFERRED IN</u>	<u>EARNED INTEREST</u>
TexPool Operating	\$19,205,687.85			\$88,619.70
TexPool Insurance	\$1,534,112.62			\$6,950.68
TexPool Perm School	\$1,132,495.44	\$4,931.19		\$5,131.73
TexPool Avail School	\$441,234.65		\$4,931.19	\$1,998.36
FNB Avail	-\$12,444.48			\$1.95
FNB Perm	\$6,141.77			\$0.54
FNB Holding	\$567,404.14			\$49.74
FNB Insurance	\$224,147.88			\$17.30
FNB Operating	\$1,671,727.05			\$205.29
<b>TOTALS</b>	<b>\$24,770,506.92</b>	<b>\$4,931.19</b>	<b>\$4,931.19</b>	<b>\$102,975.29</b>

# UPSHUR COUNTY INVESTMENT ACTIVITY

## OCTOBER 2023

<u>ACCOUNT</u>	<u>AMOUNT</u>	<u>TRANSFERRED OUT</u>	<u>TRANSFERRED IN</u>	<u>EARNED INTEREST</u>
TexPool Operating	\$19,205,687.85			\$88,619.70
TexPool Insurance	\$1,534,112.62			\$6,950.68
TexPool Perm School	\$1,132,495.44	\$4,931.19		\$5,131.73
TexPool Avail School	\$441,234.65		\$4,931.19	\$1,998.36
FNB Avail	-\$12,444.48			\$1.95
FNB Perm	\$6,141.77			\$0.54
FNB Holding	\$567,404.14			\$49.74
FNB Insurance	\$224,147.88			\$17.30
FNB Operating	\$1,671,727.05			\$205.29
<b>TOTALS</b>	<b>\$24,770,506.92</b>	<b>\$4,931.19</b>	<b>\$4,931.19</b>	<b>\$102,975.29</b>